



Hygge

CAL 2017



Week 12/14

Designed by :


HAAK MAAR RAAK

www.haakmaarraak.nl

Made possible by :

Scheepjes
INSPIRATION IN EVERY BALL OF YARN

Pattern copyright © Scheepjes.com. This pattern is available for unlimited personal use. You may print a copy of the pattern or keep a digital copy for personal use only. Do not reproduce this pattern or sell this pattern (either digitally or in print). This document may not be posted online, either as a complete document or in part. You are allowed to sell items that are made using this pattern as long as the designer is credited. Please do not print copies to distribute with yarn sales as this is an infringement of copyright.



Stitches (UK)

- ✗ **bst** bobble stitch (* yarn over, pull up loop, yarn over, pull through 2 loops on hook; repeat from * another 3 times (5 loops on hook), yarn over, pull loop through all loops on hook).
- ✗ **ch** chain
- ✗ **dc** double crochet
- ✗ **RS** right side
- ✗ **WS** wrong side

Tips and tricks

- ✗ Colour changing is done by making the last loop of the stitch that's previous to the colour change in the new colour.
- ✗ In between the bobble stitches, crochet over the Catona thread with the Stone washed in order to keep the amount of loose ends to a minimum.
- ✗ In order to make the bobbles really pop, make sure to pull the next dc extra tight.
- ✗ The bobbles are worked on the opposite side of the shawl as compared to week 1. Make sure to pop them to the front of your shawl before finishing!

Yarns

See the colour table for used colours.

Hooksize: 4.5mm (US size 7)

Gauge: 19 dc and 19 rows = 10 cm (4in).

Pattern

Take the stitchmarker out of the previous row, ch1, turn.

Row 1 (RS) 59dc, ch1, turn.

Row 2 (WS) 6dc, *change to **J**, bst, change to **SW**, 1dc, change to **J**, bst, change to **SW**, 7dc; repeat from * another 4 times, 3dc, ch1, turn. Cut strand of **J**.

Row 3 Repeat row 1.

Row 4 10dc, *change to **I**, bst, change to **SW**, 1dc, change to **I**, bst, change to **SW**, 7dc; repeat from * another 3 times, change to **I**, bst, change to **SW**, 1dc, change to **I**, bst, change to **SW**, 6dc, ch1, turn. Cut strand of **I**.

Row 5 Repeat row 1.

Row 6 Repeat row 2 with **H**.

Row 7 Repeat row 1.

Row 8 Repeat row 4 with **G**.

Row 9 Repeat row 1.

Row 10 Repeat row 2 with **F**.

Row 11 Repeat row 1.

Row 12 Repeat row 4 with **E**.

Row 13 Repeat row 1.

Row 14 Repeat row 2 with **D**.

Row 15 Repeat row 1.

Row 16 Repeat row 4 with **C**.


Row 17 Repeat row 1.

Row 18 Repeat row 2 with **B**.

Row 19 Repeat row 1.

Pattern copyright © Scheepjes.com. This pattern is available for unlimited personal use. You may print a copy of the pattern or keep a digital copy for personal use only. Do not reproduce this pattern or sell this pattern (either digitally or in print). This document may not be posted online, either as a complete document or in part. You are allowed to sell items that are made using this pattern as long as the designer is credited. Please do not print copies to distribute with yarn sales as this is an infringement of copyright.





Row 20 Repeat row 4 with **A**.
Rows 21-23 Repeat row 1. Cut SW, fasten off and weave in all ends.


Colour table

Yarns	Stone washed	Catona (25 gr)									
	SW	A	B	C	D	E	F	G	H	I	J
Pastel	801	264	414	403	402	212	406	172	179	409	408
Jewel	802	258	130	411	401	412	391	128	400	396	394
Rainbow	803	115	281	208	280	205	146	201	282	114	222
Danish Mermaid	805	130	392	512	205	513	389	241	253	397	509
Diagram colour	+										




Pattern copyright © Scheepjes.com. This pattern is available for unlimited personal use. You may print a copy of the pattern or keep a digital copy for personal use only. Do not reproduce this pattern or sell this pattern (either digitally or in print). This document may not be posted online, either as a complete document or in part. You are allowed to sell items that are made using this pattern as long as the designer is credited. Please do not print copies to distribute with yarn sales as this is an infringement of copyright.



Crochet Diagram



Key

-  Chain (ch)
-  Double crochet (dc)
-  Bobble stitch (bst)

Pattern copyright © Scheepjes.com. This pattern is available for unlimited personal use. You may print a copy of the pattern or keep a digital copy for personal use only. Do not reproduce this pattern or sell this pattern (either digitally or in print). This document may not be posted online, either as a complete document or in part. You are allowed to sell items that are made using this pattern as long as the designer is credited. Please do not print copies to distribute with yarn sales as this is an infringement of copyright.