

Scheepjes

# COLOUR LAB CAL

DESIGNED BY RACHELE CARMONA



Pattern copyright © Scheepjes.com. This pattern is available for unlimited personal use. You may print a copy of the pattern or keep a digital copy for personal use only. Do not reproduce this pattern or sell this pattern (either digitally or in print). This document may not be posted online, either as a complete document or in part. You are allowed to sell items that are made using this pattern as long as the designer is credited. Please do not print copies to distribute with yarn sales as this is an infringement of copyright.

## TIPS & TRICKS | US

# COLOUR LAB CAL

*This document contains all the information you will need to start the CAL, including Materials, Measurements, Gauge/Tension, Abbreviations, Special Abbreviations, Pattern Notes and Chart Notes. It also includes details on special techniques used in this pattern, and further information including skill level and the colorways. Practice any stitches you aren't familiar with during the week before Part 1 is released, and continue to refer to this document during each week of the CAL.*

### **MATERIALS**

*Metropolis Version*

**Scheepjes Metropolis** (75% Extra Fine Merino Wool, 25% Nylon; 50g/200m)

Yarn A: 025 Nice x 8 balls (+ 1 x 10g ball from colour pack)

Yarn B: 079 Munich x 4 balls (+ 1 x 10g ball from colour pack)

Yarn C: 069 Miami x 5 balls (+ 1 x 10g ball from colour pack)

**Scheepjes Metropolis Colour Pack** (75% Extra Fine Merino Wool, 25% Nylon; 80 x 10g/25m)

Yarns D-BBBB: see relevant colorway schematic (Schematics 1-3) or assign your own colors using the Colour Lab booklet (included in Official Scheepjes CAL Kits)

2mm crochet hook (for final round of Blanket border only)

2.5mm crochet hook

3mm crochet hook (for joining motifs in Part 8 only)

*Scrumptious Version*

**Scheepjes Scrumptious** (50% Recycled Polyester, 50% Acrylic; 100g/300m)

Yarn A: 302 Buttercream Icing x 6 balls (+ 1 x 30g ball from colour pack)

Yarn B: 380 Black Sesame Muffin x 3 balls (+ 1 x 30g ball from colour pack)

Yarn C: 301 Charcoal Ice Cream x 4 balls (+ 1 x 30g ball from colour pack)

**Scheepjes Scrumptious Colour Pack** (50% Recycled Polyester, 50% Acrylic; 80 x 30g/97m)

Yarns D-BBBB: see relevant colorway schematic (Schematics 1-3) or assign your own colors using the Colour Lab booklet (included in Official Scheepjes CAL Kits)

3mm crochet hook (for final round of Blanket border only)

3.5mm crochet hook

4mm crochet hook (for joining motifs in Part 8 only)

*Both Versions*

Stitch markers

## MEASUREMENTS

Metropolis Blanket measures approx. 160 x 142cm, blocked

Scrumptious Blanket measures approx. 176 x 198cm, blocked

*Note: measurements per part and for some individual sections are given in each respective pattern part.*

## GAUGE/TENSION

Following measurements for Part 1 Motif forms your gauge swatch for this design; no separate swatch is made during the week before Part 1 is released.

Metropolis version: Part 1 Motif measures approx. 13.75 x 13.75cm before blocking

Scrumptious version: Part 1 Motif measures approx. 17 x 17cm before blocking

## ABBREVIATIONS (US TERMS)

[ ] number of sts on a given round/row

**2dc-cl** 2 double crochet cluster: (yoh, insert hook in st/sp, yoh, pull up lp, yoh, draw through 2 lps) twice in same st/sp (3 lps on hook), yoh, draw through all lps

**3dc-cl** 3 double crochet cluster: (yoh, insert hook in st/sp, yoh, pull up lp, yoh, draw through 2 lps) 3 times in same st/sp (4 lps on hook), yoh, draw through all lps

**2tr-cl** 2 treble crochet cluster: \*(yoh) twice, insert hook in st/sp, yoh, pull up lp, (yoh, draw through 2 lps) twice; rep from \* once more in same st/sp (3 lps on hook), yoh, draw through all lps

**3tr-cl** 3 treble crochet cluster: \*(yoh) twice, insert hook in st/sp, yoh, pull up lp, (yoh, draw through 2 lps) 3 times; rep from \* twice more in same st/sp (4 lps on hook), yoh, draw through all lps

**alt** alternate/alternating

**as folls** as follows

**beg** begin(s)/beginning

**bet** between

**ch(s)** chain(s) or chain st(s)

**cnr(s)** corner(s)

**cnr-sp(s)** corner space(s)

**ch-1 sp(s)** chain 1 space(s): number denotes number of chains in chain space

**ch-sp(s)** chain space(s)

**cont** continue/continuing

**dc** double crochet

**dc2tog** double crochet 2 sts tog to dec by 1 st: (yoh, insert hook in next st/sp, yoh, pull up lp, yoh, draw through 2 lps) twice, yoh, draw through all lps

**dc3tog** double crochet 3 sts tog to dec by 2 sts: (yoh, insert hook in next st/sp, yoh, pull up lp, yoh, draw through 2 lps) 3 times, yoh, draw through all lps

**dc4tog** double crochet 4 sts tog to dec by 3 sts: (yoh, insert hook in next st/sp, yoh, pull up lp, yoh, draw through 2 lps) 4 times, yoh, draw through all lps

**dc5tog** double crochet 5 sts tog to dec by 4 sts: (yoh, insert hook in next st/sp, yoh, pull up

lp, yoh, draw through 2 lps) 5 times, yoh, draw through all lps  
**dc6tog** double crochet 6 sts tog to dec by 5 sts: (yoh, insert hook in next st/sp, yoh, pull up lp, yoh, draw through 2 lps) 6 times, yoh, draw through all lps  
**dec** decrease  
**dtr** double treble crochet  
**gr(s)** group(s)  
**hdc** half double crochet  
**lp(s)** loop(s)  
**mr** magic ring  
**pm** place stitch marker(s)  
**prev** previous  
**rem** remain(s)/remaining  
**rep(s)** repeat(s)  
**RS** right side(s)  
**sc** single crochet  
**sc2tog** single crochet 2 sts tog to dec by 1 st: (insert hook in next st/sp, yoh, pull up lp) twice, yoh, draw through all lps  
**sc3tog** single crochet 3 sts tog to dec by 2 sts: (insert hook in next st/sp, yoh, pull up lp) 3 times, yoh, draw through all lps  
**sc5tog** single crochet 5 sts tog to dec by 4 sts: (insert hook in next st/sp, yoh, pull up lp) 5 times, yoh, draw through all lps  
**sk** skip  
**sm** stitch marker(s)  
**sp(s)** space(s)  
**ss** slip stitch(es)  
**st(s)** stitch(es)  
**tog** together  
**tr** treble crochet  
**WS** wrong side(s)  
**yoh** yarn over hook

### REPEAT FORMATS

**\*.....; rep from \* x times/to end** work instructions after \* and then repeat that section as specified; the same applies to any number of asterisks: **\*\*.....; rep from \*\*** etc.

**(.....) once/twice/x times** work instructions between brackets the *total* number of times stated

### SPECIAL ABBREVIATIONS

**beg 2dc-cl** beginning 2 double crochet cluster: (beg dc, 1 dc) in same st/sp

**beg 3tr-cl** beginning 3 treble crochet cluster: beg tr, \*(yoh) twice, insert hook in st/sp, yoh, pull up lp, (yoh, draw through 2 lps) twice; rep from \* once more (*3 lps on hook*), yoh, draw through all lps

**beg dc** beginning double crochet: 1sc, ch1 (counts as 1 dc)  
**beg dc2tog** beginning dc2tog: beg dc, 1dc in next st/sp (counts as 1 dc2tog)  
**beg dc3tog** beginning dc3tog: beg dc, dc2tog (counts as 1 dc3tog)  
**beg dc4tog** beginning dc4tog: beg dc, dc3tog (counts as 1 dc4tog)  
**beg dc6tog** beginning dc6tog: beg dc, dc5tog (counts as 1 dc6tog)  
**beg pc** beginning popcorn(s): (beg dc, 3dc) in indicated st/sp, remove lp from hook, insert hook front to back in ch of beg dc, place lp back on hook, draw lp through to close pc  
**beg tr** beginning treble: 1sc, ch2 (counts as 1 tr)  
**bobble** bobble stitch(es): (yoh, insert hook in st/sp, yoh, pull up lp, yoh, draw through 2 lps) 4 times (5 lps on hook), yoh, draw through all lps  
**pc** popcorn(s): 4dc in same st/sp, remove lp from hook, insert hook front to back through first dc, place lp back on hook, draw lp through to close pc  
**picot** ch3, work 1sc in *side* of st at base of ch-3 (instead of in third ch from hook)

### **PATTERN NOTES**

The Colour Lab Blanket is made up of four panels, each with two parts (eight parts total). Panel 1 (Parts 1 and 2) is worked complete, then rem three panels are joined to previous panel as you go.

Use Schematics 1-3 throughout for color placement for any sections where it is not given in the written pattern. Refer to all other schematics for guidance when joining sections, parts, panels etc. as well as to see how sections are laid out as you work join-as-you-go sections. All beg/turning chs are omitted throughout due to relevant rows/rounds starting with beg sts that take this into account.

Pay close attention to RS/WS and turning instructions throughout, especially when new yarn is joined. Row-based sections **do not** always turn at the end of each row; this also applies to round-based sections.

When working edging or a border section evenly across row-ends, work 1 st in sc, 2 sts in dc, 3 sts in tr, and so on as a general rule, adjusting to meet st count at end of relevant row/round as given where required.

Weave in ends as instructed throughout to save time at end of project.

Join-as-you-go sections can be joined using another method if preferred; however, this may result in different yarn amounts used compared to the original design, and possibly running out of yarn in certain color(s).

### **CHART & SCHEMATIC NOTES**

All joining schematics are created with right-handed crocheters in mind: if you are left-handed, please mirror all schematics for joining sections such that if a starting point is on the right-hand side, it will be in the corresponding position/stitch on the left-hand side.

## **SPECIAL TECHNIQUES**

### **Flat Braid join method**

This method is a variation on the PLT join, used to join motifs by working ch3 through ch-3 sps. Work as follows: \*ch1, PLT join as follows: remove hook from lp, insert hook from front to back through corresponding ch-3 sp of adjoining motif, place lp back on hook, pull up lp to front of work (first PLT join complete), ch2 (first Flat Braid join complete), sk/work sts as indicated; rep from \* to end

### **PLT join method (pull loop through join)**

Use this method to join motifs as you go as follows: \*remove hook from lp, insert hook from front to back through corresponding st/sp of adjoining motif, place lp back on hook, pull up lp to front of work (first PLT join complete), work st as indicated; rep from \* to end

### **Ss join method (slip stitch join)**

With yarn held at back and slip knot on hook, \*insert hook from front to back through both lps of both sts to be joined, yoh, pull up lp to front of work, draw through lp on hook; rep from \* in next sts to end

### **Neater double treble crochet stitches**

Tall stitches like dtr can look looser than shorter stitches like sc, resolve this by wrapping yarn ('yoh' steps) around hook tightly and close to hook tip

## **VIDEO TUTORIALS**

Esther from It's all in a Nutshell has created video tutorials for the Colour Lab CAL. You can find the videos on her YouTube channel:

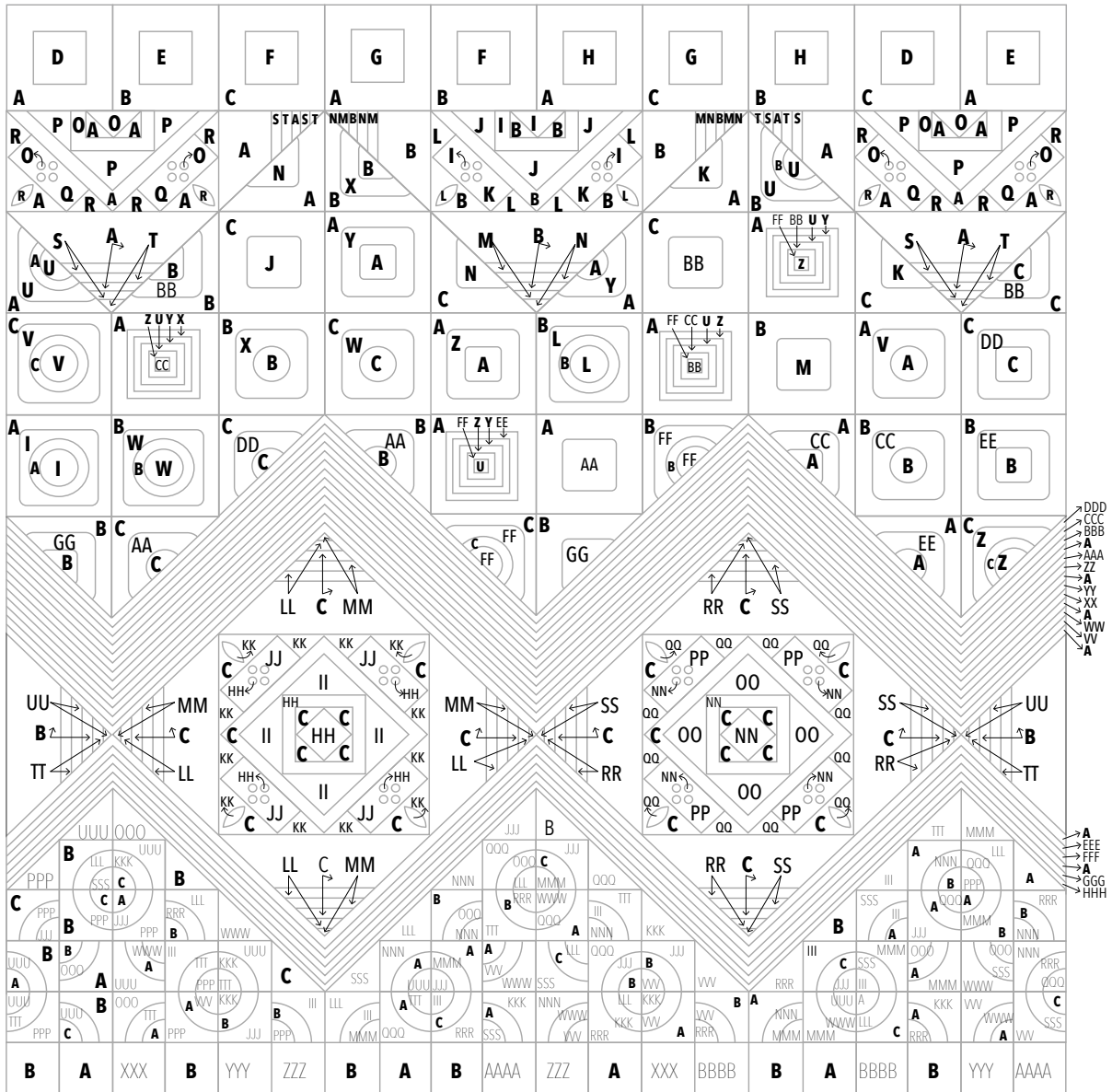
[https://www.youtube.com/channel/UCE1NRfRvkj\\_FaA6O7RXM9gw](https://www.youtube.com/channel/UCE1NRfRvkj_FaA6O7RXM9gw)

## **COLORWAYS**

There are five set colorways for this design, all created using a single Scheepjes Colour Pack. The colour packs contain a ball of yarn in each color of the full range, in smaller amounts than for the full-size range.

To create the unique colorways, the designer rearranged the placement of each of the 80 colors in the colour pack. Participants can either follow the designer's set colorways using Schematics 1-3 or rearrange the color placement themselves using the table included in the Colour Lab Booklet, only available within the Official Scheepjes CAL Kit. For participants who have not purchased an official kit, a downloadable pdf will be released to assist those who wish to experiment with color placement.

# Schematic 1: Full Blanket Schematic



## Schematic 2: Metropolis Colorways

Metropolis 1/3

	Rainbow	Cool & Warm	Random
A	25 Nice	25 Nice	25 Nice
B	79 Munich	79 Munich	79 Munich
C	69 Miami	69 Miami	69 Miami
D	76 Sevilla	21 Rangpur	10 Ankara
E	47 Dubai	8 Beirut	63 Toronto
F	35 Seoul	9 Madrid	76 Sevilla
G	48 Sydney	18 Suwon	68 Mumbai
H	36 Tehran	14 Lahore	22 Pasay
I	66 Copenhagen	12 Manila	29 Salvador
J	65 Liverpool	22 Pasay	53 Santiago
K	78 Lyon	6 Taipei	32 Abu Dhabi
L	40 Dhaka	1 Bucharest	73 Izmir
M	28 Vancouver	2 Glasgow	41 Rabat
N	33 Atlanta	15 Ulsan	51 Marrakech
O	74 Tripoli	10 Ankara	14 Lahore
P	77 Quebec	19 Marseille	55 Lima
Q	30 Toulouse	4 Kabul	28 Vancouver
R	37 Istanbul	7 Philadelphia	72 Warsaw
S	32 Abu Dhabi	3 Dallas	66 Copenhagen
T	34 Alexandria	5 Medan	60 Jaipur
U	39 Delhi	26 Depok	65 Liverpool
V	27 San Juan	16 Karachi	54 Johannesburg
W	18 Suwon	23 Monterrey	48 Sydney
X	62 Valencia	11 Boston	56 Almaty
Y	63 Toronto	70 Cairo	34 Alexandria
Z	31 Canberra	17 Multan	31 Canberra

Metropolis 2/3

	Rainbow	Cool & Warm	Random
AA	16 Karachi	54 Johannesburg	58 Bordeaux
BB	38 Brasov	20 Colombo	64 Kraków
CC	21 Rangpur	56 Almaty	62 Valencia
DD	29 Salvador	55 Lima	21 Rangpur
EE	10 Ankara	53 Santiago	77 Quebec
FF	23 Monterrey	13 Washington	8 Beirut
GG	26 Depok	27 San Juan	3 Dallas
HH	1 Bucharest	49 Ajman	46 Leeds
II	4 Kabul	58 Bordeaux	5 Medan
JJ	73 Izmir	30 Toulouse	39 Delhi
KK	15 Ulsan	60 Jaipur	37 Istanbul
LL	9 Madrid	67 Buenos Aires	57 Milan
MM	72 Warsaw	61 Tokyo	13 Washington
NN	2 Glasgow	50 Bogotá	75 Mexico City
OO	8 Beirut	59 Montreal	19 Marseille
PP	24 Cota	24 Cota	33 Atlanta
QQ	5 Medan	51 Marrakech	36 Tehran
RR	14 Lahore	39 Delhi	50 Bogotá
SS	71 Jakarta	52 Bangalore	12 Manila
TT	80 Hamburg	80 Hamburg	42 Lagos
UU	70 Cairo	41 Rabat	80 Hamburg
VV	3 Dallas	71 Jakarta	27 San Juan
WW	7 Philadelphia	63 Toronto	2 Glasgow
XX	11 Boston	34 Alexandria	18 Suwon
YY	13 Washington	38 Brasov	26 Depok
ZZ	12 Manila	36 Tehran	20 Colombo

Metropolis 3/3

	Rainbow	Cool & Warm	Random
AAA	17 Multan	40 Dhaka	11 Boston
BBB	20 Colombo	35 Seoul	15 Ulsan
CCC	22 Pasay	37 Istanbul	23 Monterrey
DDD	19 Marseille	33 Atlanta	71 Jakarta
EEE	53 Santiago	57 Milan	45 Perth
FFF	49 Ajman	42 Lagos	70 Cairo
GGG	50 Bogotá	43 Naples	24 Cota
HHH	57 Milan	44 Darwin	52 Bangalore
III	54 Johannesburg	45 Perth	6 Taipei
JJJ	55 Lima	46 Leeds	67 Buenos Aires
KKK	43 Naples	73 Izmir	74 Tripoli
LLL	6 Taipei	47 Dubai	44 Darwin
MMM	51 Marrakech	48 Sydney	59 Montreal
NNN	61 Tokyo	64 Kraków	61 Tokyo
OOO	67 Buenos Aires	65 Liverpool	40 Dhaka
PPP	56 Almaty	76 Sevilla	1 Bucharest
QQQ	41 Rabat	74 Tripoli	47 Dubai
RRR	59 Montreal	68 Mumbai	78 Lyon
SSS	58 Bordeaux	75 Mexico City	49 Ajman
TTT	60 Jaipur	72 Warsaw	9 Madrid
UUU	45 Perth	78 Lyon	17 Multan
VVV	75 Mexico City	62 Valencia	16 Karachi
WWW	64 Kraków	77 Quebec	35 Seoul
XXX	68 Mumbai	29 Salvador	38 Brasov
YYY	52 Bangalore	31 Canberra	43 Naples
ZZZ	42 Lagos	66 Copenhagen	30 Toulouse
AAAA	44 Darwin	32 Abu Dhabi	7 Philadelphia
BBBB	46 Leeds	28 Vancouver	4 Kabul




## Schematic 3: Scrumptious Colorways


Scrumptious 1/3			Scrumptious 2/3			Scrumptious 3/3		
	Northern Lights	Elements		Northern Lights	Elements		Northern Lights	Elements
A	302 Buttercream Icing	302 Buttercream Icing	AA	349 Rainforest Cake	343 French Blue Macaron	AAA	320 Sweet Potato Mochi	356 Concord Grape Pie
B	380 Black Sesame Muffins	380 Black Sesame Muffins	BB	353 Mint Chocolate Cookie	313 Black Forest Gateau	BBB	328 Ocean Pudding Cup	339 Grasshopper Pie
C	301 Charcoal Ice Cream	301 Charcoal Ice Cream	CC	319 Matcha Chocolate Brownie	352 Butterfly Pea Flower Mousse	CCC	350 Shamrock Shortbread	338 Spirulina Bites
D	364 Apple Crumble	351 Blackberry Plum Galette	DD	336 Green Tea Eclair	319 Matcha Chocolate Brownie	DDD	340 Mint Whoopie Pie	306 Lamington
E	308 Grapefruit Curd Tart	364 Apple Crumble	EE	354 Forest Fruit Pound Cake	340 Mint Whoopie Pie	EEE	361 Blueberry Chocolate Tart	322 Summer Berry Tartlet
F	310 Honeycomb Crunch	321 Rose Barfi	FF	318 Pistachio Bundt Cake	378 Coconut Blueberry Muffins	FFF	362 Coconut Truffle	371 Apple Kale Cake
G	322 Summer Berry Tartlet	317 Honeydew Melon Sorbet	GG	360 Chocolate Mint Bark	316 Grape Jelly	GGG	306 Lamington	330 Cotton Candy Meringue
H	311 Chai Shortbread	328 Ocean Pudding Cup	HH	312 Blackberry Honey Gelato	309 Strawberry Shortcake	HHH	346 Blue Commel Muffins	373 Liquorice Ice Cream
I	329 Hazelnut Mocha Slice	336 Green Tea Eclair	II	316 Grape Jelly	335 Raspberry Rock Candy	III	351 Blackberry Plum Galette	334 Lavender Slice
J	327 Lemon Poppy Seed Loaf	324 Huckelberry Pie	JJ	377 Morello Fudge Cake	311 Chai Shortbread	JJJ	352 Butterfly Pea Flower Mousse	348 Chocolate Berry Mug Cake
K	303 Green Velvet Cake	337 Key Lime Pie	KK	334 Lavender Slice	363 Gingerbread Pudding	KKK	374 Blueberry Basil Galette	318 Pistachio Bundt Cake
L	367 Salted Caramel Brownie	362 Coconut Truffle	LL	376 Acai Bowl	365 Summer Pudding	LLL	370 Blueberry Parfait	327 Lemon Poppy Seed Loaf
M	326 Matcha Chiffon Cake	345 Cherry Bonbon	MM	307 Raspberry Mousse	354 Forest Fruit Pound Cake	MMM	342 Coconut Spirulina Cheesecake	374 Blueberry Basil Galette
N	315 Citrus Rice Pudding	376 Acai Bowl	NN	321 Rose Barfi	359 Red Velvet Cake	NNN	372 Chia Seed Pudding	307 Raspberry Mousse
O	341 Custard Pie	355 Bubbegum Ice Cream	OO	375 Ube Halaya	314 Blue Glazed Doughnut	OOO	366 Cosmic Cupcake	379 Kale Chocolate Bar
P	337 Key Lime Pie	320 Sweet Potato Mochi	PP	347 Chocolate Raspberry Bavarois	315 Citrus Rice Pudding	PPP	378 Coconut Blueberry Muffins	333 Poppy Seed Blondie
Q	338 Spirulina Bites	326 Matcha Chiffon Cake	QQ	331 Turkish Delight	304 Chocolate Ganache	QQQ	356 Concord Grape Pie	308 Grapefruit Curd Tart
R	323 Cinnamon Peach Cobbler	372 Chia Seed Pudding	RR	345 Cherry Bonbon	368 Cabernet Gelato	RRR	335 Raspberry Rock Candy	303 Green Velvet Cake
S	339 Grasshopper Pie	329 Hazelnut Mocha Slice	SS	330 Cotton Candy Meringue	357 Fresh Berries Panna Cotta	SSS	355 Bubbegum Ice Cream	369 Mulled Wine Plum Cobbler
T	332 Orange Cheesecake	331 Turkish Delight	TT	359 Red Velvet Cake	347 Chocolate Raspberry Bavarois	TTT	343 French Blue Macaron	342 Coconut Spirulina Cheesecake
U	344 Pistachio Mafroukeh	375 Ube Halaya	UU	309 Strawberry Shortcake	370 Blueberry Parfait	UUU	305 Blue Surf Cake	346 Blue Commel Muffins
V	317 Honeydew Melon Sorbet	312 Blackberry Honey Gelato	VV	369 Mulled Wine Plum Cobbler	366 Cosmic Cupcake	VVV	357 Fresh Berries Panna Cotta	349 Rainforest Cake
W	314 Blue Glazed Doughnut	332 Orange Cheesecake	WW	365 Summer Pudding	305 Blue Surf Cake	WWW	371 Apple Kale Cake	310 Honeycomb Crunch
X	379 Kale Chocolate Bar	367 Salted Caramel Brownie	XX	324 Huckelberry Pie	350 Shamrock Shortbread	XXX	363 Gingerbread Pudding	353 Mint Chocolate Cookie
Y	333 Poppy Seed Blondie	341 Custard Pie	YY	368 Cabernet Gelato	360 Chocolate Mint Bark	YYY	373 Liquorice Ice Cream	377 Morello Fudge Cake
Z	325 Baklava	325 Baklava	ZZ	348 Chocolate Berry Mug Cake	344 Pistachio Mafroukeh	ZZZ	313 Black Forest Gateau	323 Cinnamon Peach Cobbler
						AAAA	304 Chocolate Ganache	361 Blueberry Chocolate Tart
						BBBB	358 Chocolate Trifle	358 Chocolate Trifle

## Schematic 4: Blanket Layout Per Panel


**Panel 1**  
(Parts 1 & 2)




**Panel 2**  
(Parts 3 & 4)



**Panel 3**  
(Parts 5 & 6)



**Panel 4**  
(Parts 7 & 8)



**Schematic 5: Blanket Layout Per Part**

