



Scheepjes
INSPIRATION IN EVERY BALL OF YARN



#SCHEEPJESKAL2022

#SASSENACHKAL

Week 8



© Scheepjes.com. This pattern is available for unlimited personal use. You may print a copy of the pattern or keep a digital copy for personal use only. Do not reproduce this pattern or sell this pattern (either digitally or in print). This document may not be posted online, either as a complete document or in part. You are allowed to sell items that are made using this pattern as long as the designer is credited. Please do not print copies to distribute with yarn sales as this is an infringement of copyright.



Instructions

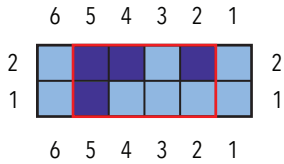
Cont to work in st st throughout.
 Cont working from Knitting Charts 24-28, working each round of chart on each needle (see Chart Notes).
 Complete each chart before moving onto the next.
 Join and break yarn as needed throughout.

Key

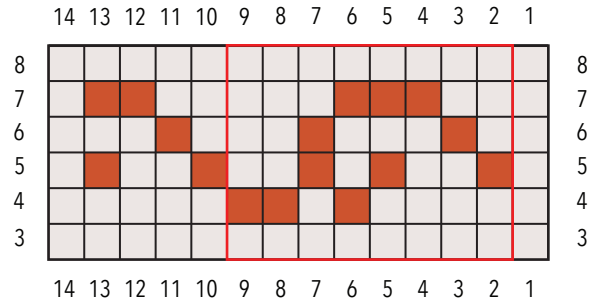
	Yarn A		Yarn D
	Yarn B		Yarn E
	Yarn C		Yarn F




Knitting Chart 24



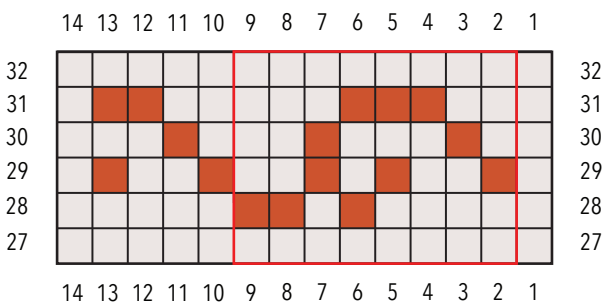
Knitting Chart 25



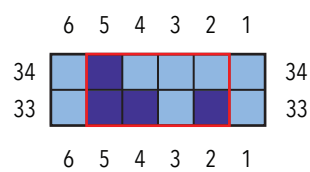
Knitting Chart 26



Knitting Chart 27



Knitting Chart 28






Instructions

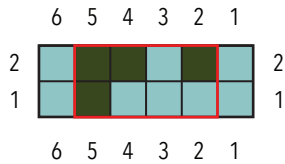
Cont to work in st st throughout.
 Cont working from Knitting Charts 24-28, working each round of chart on each needle (see Chart Notes).
 Complete each chart before moving onto the next.
 Join and break yarn as needed throughout.

Key

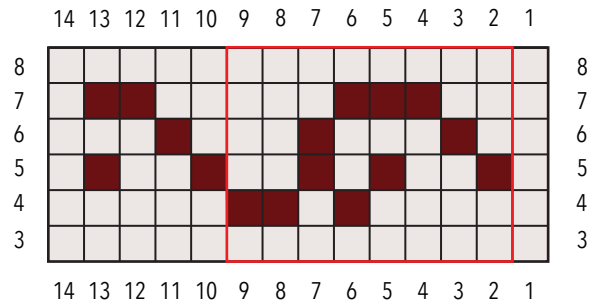
	Yarn A		Yarn D
	Yarn B		Yarn E
	Yarn C		Yarn F




Knitting Chart 24



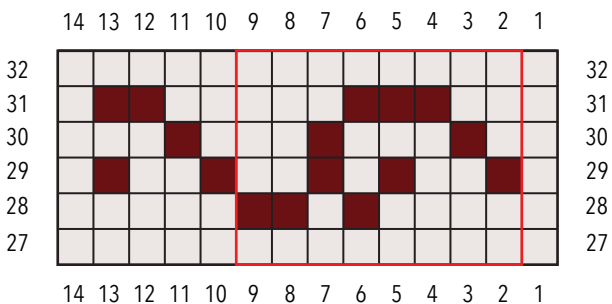
Knitting Chart 25



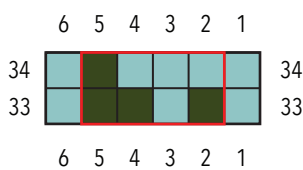
Knitting Chart 26



Knitting Chart 27



Knitting Chart 28











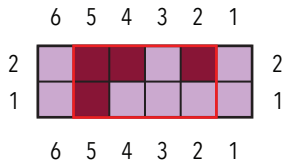
Instructions

Cont to work in st st throughout.
 Cont working from Knitting Charts 24-28, working each round of chart on each needle (see Chart Notes).
 Complete each chart before moving onto the next.
 Join and break yarn as needed throughout.

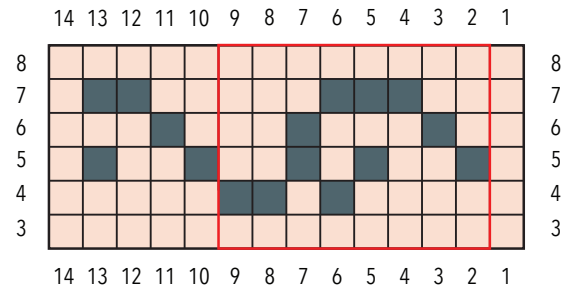
Key

	Yarn A		Yarn D
	Yarn B		Yarn E
	Yarn C		Yarn F


Knitting Chart 24



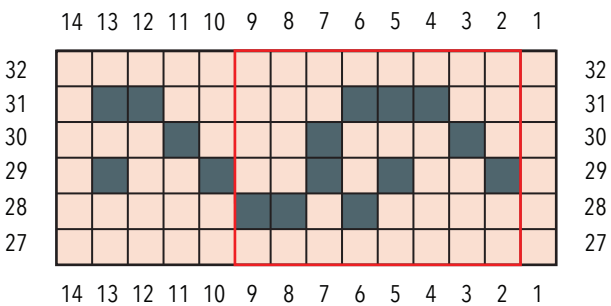
Knitting Chart 25



Knitting Chart 26



Knitting Chart 27



Knitting Chart 28

