



Scheepjes
INSPIRATION IN EVERY BALL OF YARN



#SCHEEPJESKAL2022

#SASSENACHKAL

Week 7

© Scheepjes.com. This pattern is available for unlimited personal use. You may print a copy of the pattern or keep a digital copy for personal use only. Do not reproduce this pattern or sell this pattern (either digitally or in print). This document may not be posted online, either as a complete document or in part. You are allowed to sell items that are made using this pattern as long as the designer is credited. Please do not print copies to distribute with yarn sales as this is an infringement of copyright.






Instructions

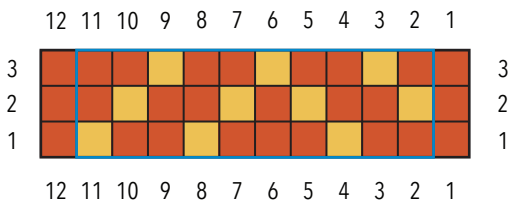
Cont to work in st st throughout.
 Cont working from Knitting Charts 21-23, working each round of chart on both needles (see Chart Notes).
 Complete each chart before moving onto the next.
 Join and break yarn as needed throughout.



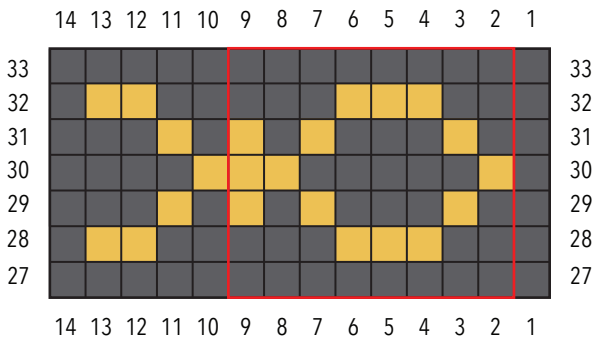
Key

	Yarn A		Yarn D
	Yarn B		Yarn E
	Yarn C		Yarn F

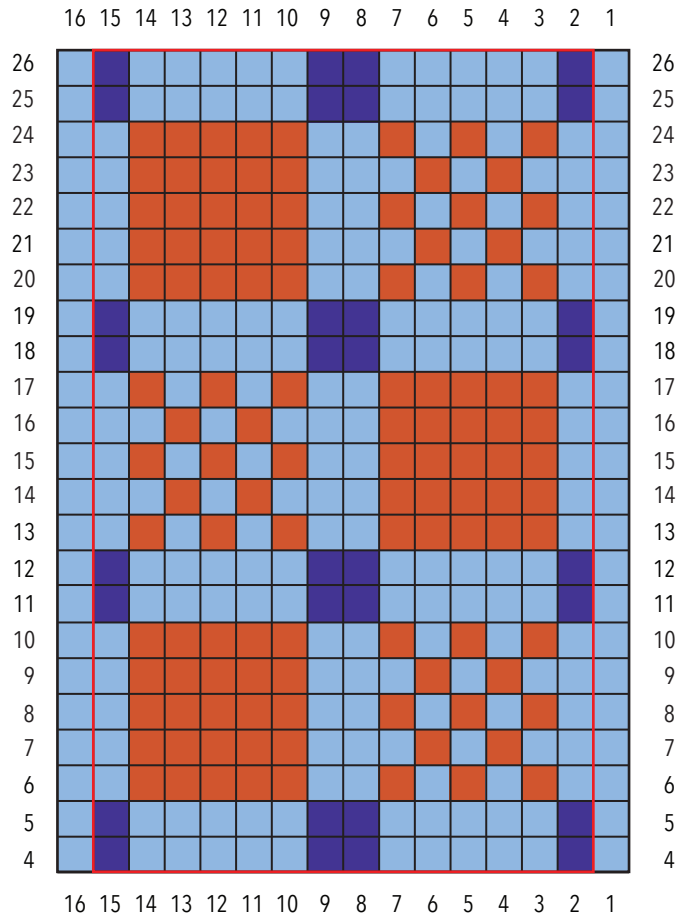
Knitting Chart 21



Knitting Chart 23



Knitting Chart 22





Instructions

Cont to work in st st throughout.

Cont working from Knitting Charts 21-23, working each round of chart on both needles (see Chart Notes).

Complete each chart before moving onto the next.

Join and break yarn as needed throughout.

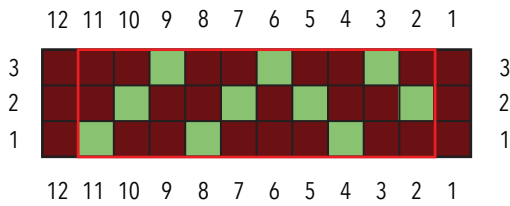


Key

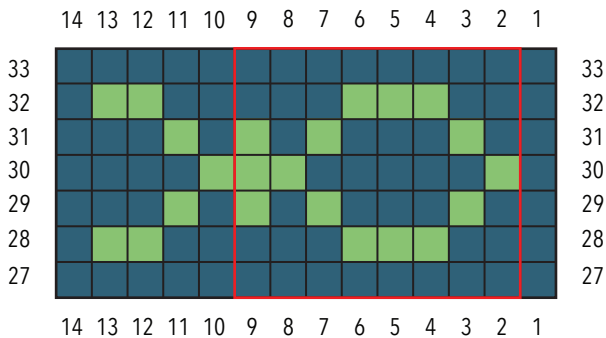
	Yarn A		Yarn D
	Yarn B		Yarn E
	Yarn C		Yarn F



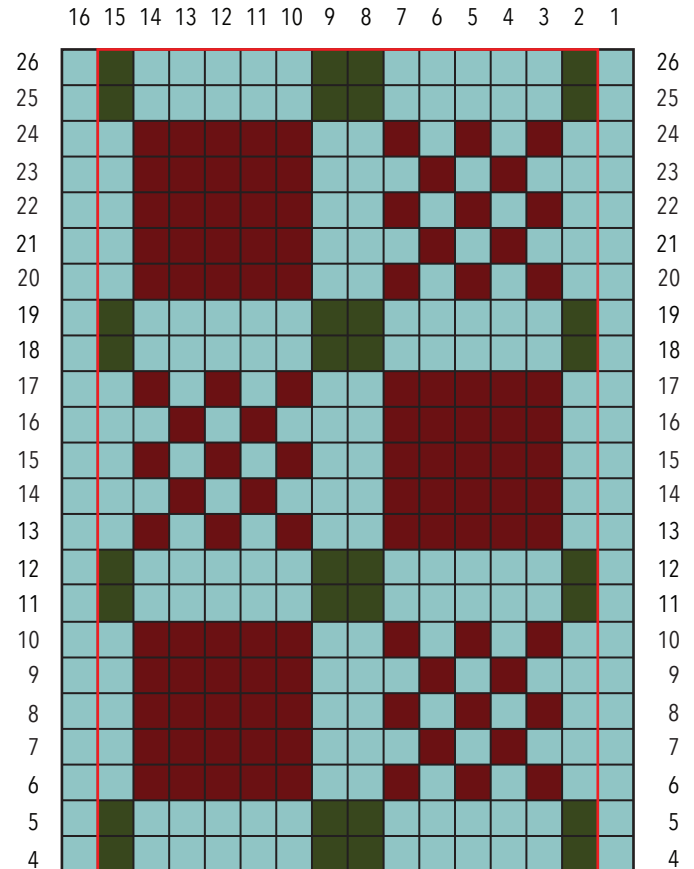
Knitting Chart 21



Knitting Chart 23



Knitting Chart 22











Instructions

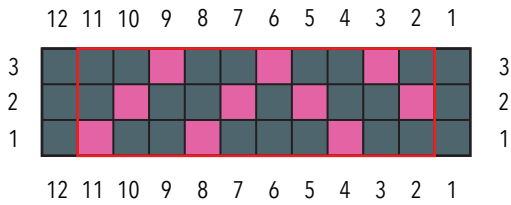
Cont to work in st st throughout.
 Cont working from Knitting Charts 21-23, working each round of chart on both needles (see Chart Notes).
 Complete each chart before moving onto the next.
 Join and break yarn as needed throughout.



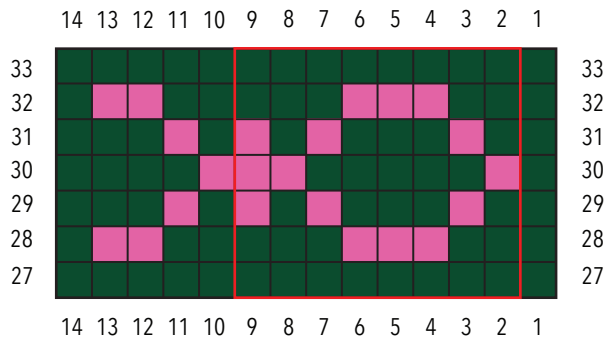
Key

	Yarn A		Yarn D
	Yarn B		Yarn E
	Yarn C		Yarn F

Knitting Chart 21



Knitting Chart 23



Knitting Chart 22

