



Take these broken wings and learn to fly.

Scheepjes Spring-to-Summer CAL 2015

Flight of Fancy Week 11

You will need

Scheepjeswol Linen Soft (47% cotton, 27% linen, 26% acrylic, 50g/135m)
 Peacock kit : leftover 613 (approx 1.5 balls)
 Hummingbird kit : 630 (approx 1.5 balls)
 Heron kit : 618 (approx 1.5 balls)

A 4mm crochet hook

Tapestry Needle

Edging Pattern

Join yarn in any free space on the edge of the shawl.

Work around the entire edge of the shawl, with (dc, picot, dc, picot, dc) in every free ch-sp and picot) above every picot. Where there is an angle formed by 2 adjacent joining spaces, work (picot, 2trtrtog picot).


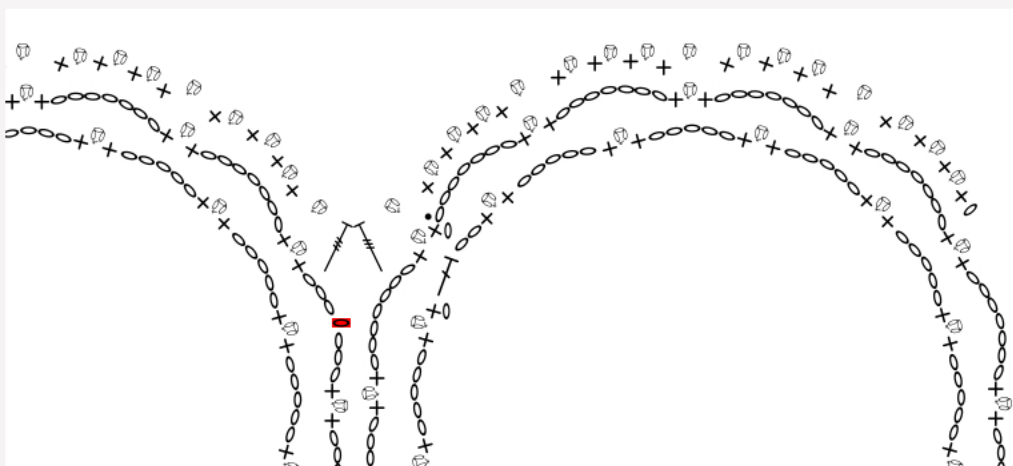
At the end of the round, ss to first dc, fasten off and weave in ends.

Note

After working the joining Round 2 from the previous week you will be left with 2 types of chain spaces around the edge of the shawl. 'Free' spaces are made up of ch-7 which are not joined, and 'Joining' spaces have 2 adjacent spaces joined by a ss.

Finishing

Weave in any remaining ends, block the shawl gently to the measurements (see Finishing Pdf for help)



Designed by :

Annelies Baes



Vicarno

www.vicarno.com

Made possible by :

Scheepjes
INSPIRATION IN EVERY BALL OF YARN

Pattern Copyright © www.Scheepjeswol.com

This pattern is available for unlimited personal use. You may print a copy of the pattern or keep a digital copy for personal use only. Do not reproduce or sell this pattern (either digitally or in print). This document may not be posted online, either as a complete document or in part. You are allowed to sell items that are made using this pattern as long as the designer is credited. Please do not print copies to distribute with yarn sales as this is an infringement of copyright.

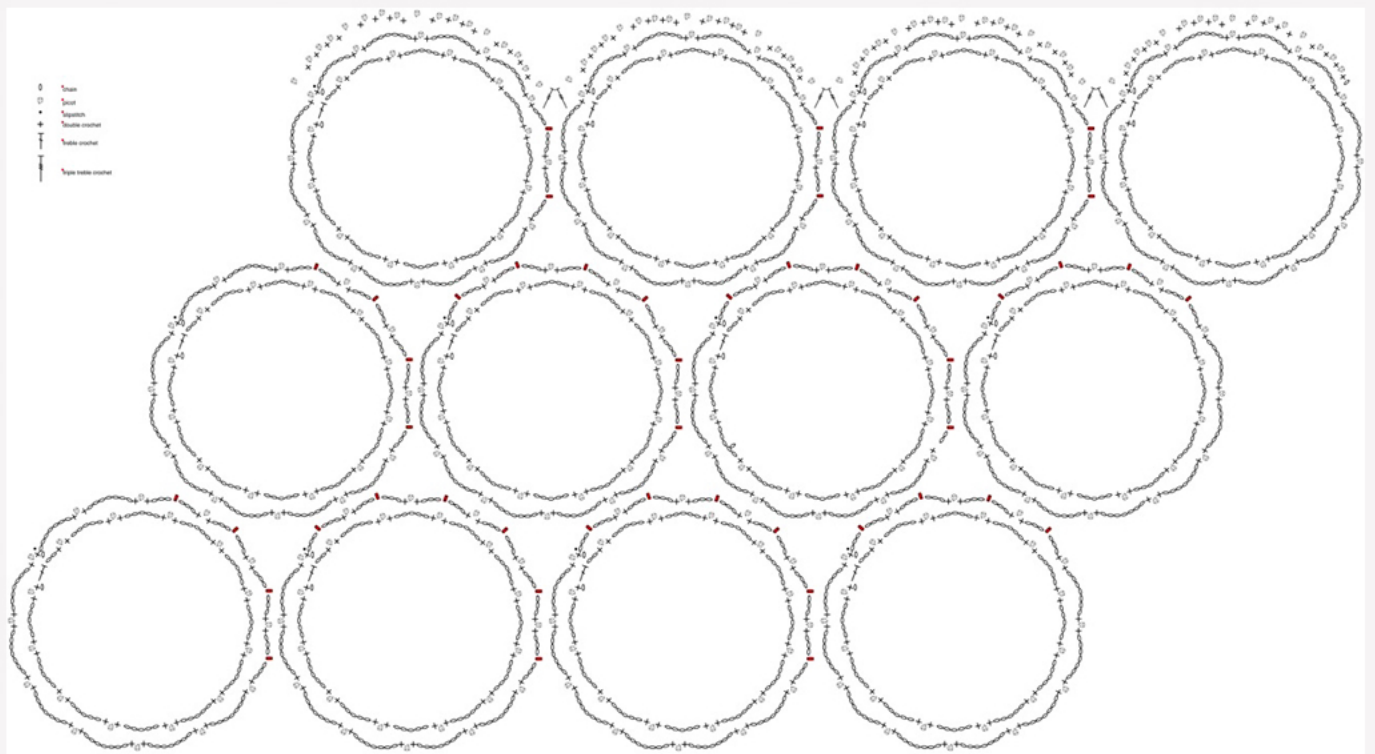
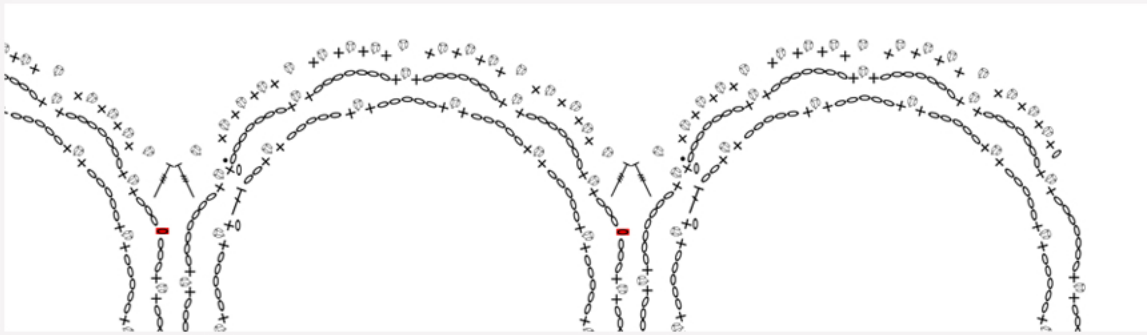


Take these broken wings and learn to fly.

Scheepjes Spring-to-Summer CAL 2015

Flight of Fancy Week 11

Page 2



Designed by :
Annelies Baes



www.vicarno.com

Made possible by :



Pattern Copyright © www.Scheepjeswol.com

This pattern is available for unlimited personal use. You may print a copy of the pattern or keep a digital copy for personal use only. Do not reproduce or sell this pattern (either digitally or in print). This document may not be posted online, either as a complete document or in part. You are allowed to sell items that are made using this pattern as long as the designer is credited. Please do not print copies to distribute with yarn sales as this is an infringement of copyright.