



She took the leap and built her wings on the way down

Scheepjes Spring-to-Summer CAL 2015

Flight of Fancy Week 7

You will need

Scheepjeswol Linen Soft (47% cotton, 27% linen, 26% acrylic, 50g/135m)
 Peacock Kit : Colours 612, 603 and 605 from your kit
 Hummingbird Kit : 625, 627 and 628 from your kit
 Heron Kit : 621, 616 and 630 from your kit

A 4mm crochet hook

Tapestry Needle

Notes

This week is a new motif pattern. This motif uses two shades of yarn; Yarn A for Round 1 and Yarn B for Round 2.

Peacock Kit : Make 4 motifs with 612 as Yarn A and 605 as Yarn B, and then 4 motifs with 603 as Yarn A and 605 as Yarn B.

Hummingbird Kit : 4 motifs with 625 as Yarn A and 628 as Yarn B, and then 4 motifs with 627 as Yarn A and 628 as Yarn B.

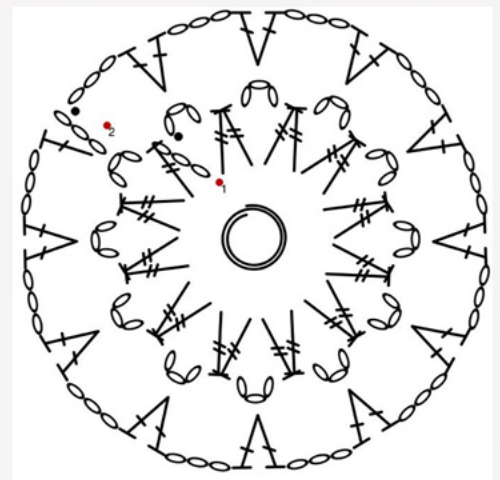
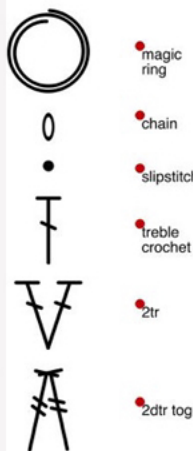

Heron Kit : 4 motifs with 621 as Yarn A and 630 as Yarn B, and then 4 motifs with 616 as Yarn A and 630 as Yarn B.

Motif 7 (make 4 of each combination; 8 in total)

With Yarn A, make a magic loop.

Round 1 (RS) Ch3, dtr into the loop (counts as dtr2tog), ch3, (dtr2tog into the loop, ch3) 11 times, ss to top of first dtr2tog to join, fasten off. [12 dtr2tog, 12 ch-3 sps]

Round 2 Join Yarn B with a ss in any ch-3 sp. Ch3 (counts as tr), tr in same ch-sp, ch3, (2tr in next ch-sp, ch3) 11 times, ss to top of beg ch-3, fasten off and weave in ends.



Designed by :
Annelies Baes



Vicarno www.vicarno.com

Made possible by :

Scheepjes
INSPIRATION IN EVERY BALL OF YARN

Pattern Copyright © www.Scheepjeswol.com

This pattern is available for unlimited personal use. You may print a copy of the pattern or keep a digital copy for personal use only. Do not reproduce or sell this pattern (either digitally or in print). This document may not be posted online, either as a complete document or in part. You are allowed to sell items that are made using this pattern as long as the designer is credited. Please do not print copies to distribute with yarn sales as this is an infringement of copyright.