

CROCHET
1
PATTERN

Scheepjes[®]

Sweetheart Soft Brush

ROBIN THE REINDEER
BY TESSA VAN RIET-ERNST



Crochet Pattern Robin the Reindeer

Materials:

- Scheepjes Sweetheart Soft Brush 532 x 2 balls (100% Polyester; 100g/153m)
- Scheepjes Stone Washed XL 858 Lilac Quartz x 1 ball (78% Cotton, 22% Acrylic; 50g/130m)
- 4mm and 4.5mm crochet hooks
- Small piece of white felt
- Safety eyes 18mm
- Fiberfill stuffing
- Tapestry needle
- Scissors
- Stitch markers
- Pins

Gauge/Tension

Tension is not critical for this project.

Pattern Notes

The pattern is worked using the amigurumi method. Work sts continuously in a spiral without joining each round with a ss. Use a stitch marker or a piece of thread to mark the beginning of the round, moving it up as you work.

Before you start

Cut 2 oval pieces of about 1.5 x 2.5cm from the felt. Make a small X incision in the middle and place the safety eye in it.

Instructions

Head

With Scheepjes Sweetheart Soft Brush 532 and a 4.5mm hook, make a MR.

Round 1 6sc in MR. [6 sts]

Round 2 (1sc, 2sc in next st) 3 times. [9 sts]

Round 3 (2sc, 2sc in next st) 3 times. [12 sts]

Round 4 (3sc, 2sc in next st) 3 times. [15 sts]

Round 5 (4sc, 2sc in next st) 3 times. [18 sts]

Round 6 1sc in each st around. [18 sts]

Round 7 (5sc, 2sc in next st) 3 times. [21 sts]

Round 8 (6sc, 2sc in next st) 3 times. [24 sts]

Round 9 (3sc, 2sc in next st) 6 times. [30 sts]

Round 10 (4sc, 2sc in next st) 6 times. [36 sts]

Round 11 (5sc, 2sc in next st) 6 times. [42 sts]

Round 12 18sc, 2hdc in next 6 sts, 18sc [48 sts]

Abbreviations (US crochet terms)

ch	chain
ss	slip stitch
sc	single crochet
hdc	half double crochet
MR	magic ring
st(s)	stitch(es)
sc2tog	single crochet 2 together: (insert hook in st, yoh, pull up loop) twice, yoh, draw through all loops on hook
yoh	yarn over hook
(...)<i>x</i> times	work the instruction between brackets the total number of times stated
[]	the stitch count on a round is indicated between square brackets

Place stitch marker in this round; this will be the front of the head.

Rounds 13-14 1sc in each st around. [48 sts]

Round 15 19sc, (2sc in next st, 1sc) 6 times, 17sc. [54 sts]

Round 16 (7sc, sc2tog) 6 times. [48 sts]

Round 17 (6sc, sc2tog) 6 times. [42 sts]

Round 18 1sc in each st around. [42 sts]

Round 19 (5sc, sc2tog) 6 times. [36 sts]

Round 20 1sc in each st around. [36 sts]

Round 21 (4sc, sc2tog) 6 times. [30 sts]

Round 22 (3sc, sc2tog) 6 times. [24 sts]

Stuff head temporarily, placing safety eyes (with oval pieces of felt) on the front of the head (Round 12 is marked with a stitch marker) on Rounds 10 and 11, with an 8 sc space between them. Remove filling, fasten the safety eyes with the ring, stuff head again.

Round 23 (2sc, sc2tog) 6 times. [18 sts]

Round 24 (4sc, sc2tog) 3 times. [15 sts]

Round 25 (3sc, sc2tog) 3 times. [12 sts]

Stuff head.

Round 26 (1sc, sc2tog) 4 times. [8 sts]

Close round with ss, cut yarn, leaving a long tail.

Stuff head. Use tapestry needle and sew long tail through remaining 8 sts, use front loops only, pull gently to close the head. Fasten off.

Horn (make 2)

With Scheepjes Stone Washed XL 858 Lilac Quartz and a 4mm hook, make a MR.

Round 1 6sc in MR. [6 sts]

Round 2 (2sc, 2sc in next st) 2 times. [8 sts]

Round 3 (3sc, 2sc in next st) 2 times. [10 sts]

Close round with ss, cut yarn, leaving a long tail. Stuff horn. Use pins to attach horn in the correct place on the head on Rounds 18 to 21, leaving 3 sc between the two horns and sew them in place. Weave in all ends.

Ear (make 2)

With Scheepjes Sweetheart Soft Brush 532 and a 4.5mm hook, make a MR.

Round 1 6sc in MR. [6 sts]

Round 2 (2sc, 2sc in next st) 2 times. [8 sts]

Round 3 (3sc, 2sc in next st) 2 times. [10 sts]

Round 4 (4sc, 2sc in next st) 2 times. [12 sts]



Round 5 (3sc, 2sc in next st) 3 times. [15 sts]

Round 6 (4sc, 2sc in next st) 3 times. [18 sts]

Round 7 (2sc, 2sc in next st) 6 times. [24 sts]

Round 8 (3sc, 2sc in next st) 6 times. [30 sts]

Round 9 (3sc, sc2tog) 6 times. [24 sts]

Round 10 (2sc, sc2tog) 6 times. [18 sts]

Round 11 1sc in each st around. [18 sts]

Round 12 (1sc, sc2tog) 6 times. [12 sts]

Rounds 13-14 1sc in each st around. [12 sts]

Close round with ss, cut yarn, leaving a long tail. Fold ear, use pins to attach the ears in the correct place on the head on Rounds 21 to 23 and sew them in place. Weave in all ends.

Inner ear (make 2)

With Scheepjes Stone Washed XL Lilac Quartz 858 and a 4mm hook, ch8, crochet on both sides of the chain to create an oval shape.

Round 1 1sc in 2nd chain from hook, 1hdc in next st, 1dc in next 2 sts, 1hdc in next st, 1sc in next 2 sts.

Chain 3, do not turn your work, continue on the other side of the chain row:

2sc, 1hdc, 1dc, 1dc, 1hdc, 1sc. Close round with ss, leaving a long tail. Use pins to attach the inner ears in the correct place on the ears on Rounds 4 to 12 and sew them in place. Weave in all ends.

Nose

With Scheepjes Stone Washed XL Lilac Quartz 858 and a 4mm hook, ch7, crochet on both sides of the chain to create an oval shape.

Round 1 5sc, 2sc in next st, 5sc [12 sts]

Round 2 2sc in first st, 4sc, (2sc in next st) twice, 4sc, 2sc in next st [16 sts]

Round 3 In backloops only, 1sc in each st around. [16 sts]

Close round with ss, cut yarn, leaving a long tail. Stuff nose. Use pins to attach the nose in the correct place on the head on Rounds 2 to 5 and sew in place. Weave in all ends.

Body

With Scheepjes Sweetheart Soft Brush 532 and a 4.5mm hook, make a MR.

Round 1 6sc in MR. [6 sts]

Round 2 (2sc in next st) 6 times. [12 sts]

Round 3 (1sc, 2sc in next st) 6 times. [18 sts]

Round 4 (2sc, 2sc in next st) 6 times. [24 sts]

Round 5 (3sc, 2sc in next st) 6 times. [30 sts]

Round 6 (4sc, 2sc in next st) 6 times. [36 sts]

Round 7 (5sc, 2sc in next st) 6 times. [42 sts]

Round 8 (6sc, 2sc in next st) 6 times. [48 sts]


Round 9 (7sc, 2sc in next st) 6 times. [54 sts]


Rounds 10-12 1sc in each st around. [54 sts]


Round 13 (7sc, sc2tog) 6 times. [48 sts]


Round 14 (6sc, sc2tog) 6 times. [42 sts]

Sweetheart Soft Brush

 100% polyester

 100G = 153M

 5-6mm

 10x10cm = 22 stitches - 26 rows



527



528



529



530



531



532



533



534

Rounds 15-17 1sc in each st around. [42 sts]

Round 18 (5sc, sc2tog) 6 times. [36 sts]

Round 19 (4sc, sc2tog) 6 times. [30 sts]

Round 20 1sc in each st around. [30 sts]

Round 21 (3sc, sc2tog) 6 times. [24 sts]

Rounds 22-24 1sc in each st around. [24 sts]

Stuff body.

Round 25 (2sc, sc2tog) 6 times. [18 sts]

Round 26 6sc, (sc2tog) 3 times. [15 sts]

Round 27 1sc in each st around. [15 sts]

Close round with ss, cut yarn, leaving a long tail. Stuff body. Use pins to attach the head (Rounds 11 to 18) on the body and sew in place. Weave in all ends.

Front legs (make 2)

With Scheepjes Stone Washed XL Lilac Quartz 858 and a 4mm hook, make a MR.

Round 1 6sc in MR. [6 sts]

Round 2 (2sc in next st) 6 times. [12 sts]

Round 3 (1sc, 2sc in next st) 6 times. [18 sts]

Round 4 (2sc, 2sc in next st) 6 times. [24 sts]

Round 5 In back loops only, 1sc in each st around. [24]

Rounds 6-7 1sc in each st around. [24 sts]

Round 8 (2sc, sc2tog) 6 times. [18 sts]

Round 9 (4sc, sc2tog) 3 times. [15 sts]

Stuff leg, change to Scheepjes Sweetheart Soft Brush 532 and a 4.5mm hook.

Round 10 In back loops only, (3sc, sc2tog) 3 times. [12 sts]

Rounds 11- 29 1sc in each st around. [12 sts]

Round 30 Stuff leg, fold top of the leg, close leg with 5sc, ss, cut yarn, leaving a long tail.

Use pins to attach the legs to both sides of the body on Rounds 19 to 23 and sew in place. Weave in all ends.

Hind legs (make 2)

With Scheepjes Stone Washed XL Lilac Quartz 858 and a 4mm hook, make a MR.

Round 1 6sc in MR. [6 sts]

Round 2 (2sc in next st) 6 times. [12 sts]

Round 3 (1sc, 2sc in next st) 6 times. [18 sts]

Round 4 (2sc, 2sc in next st) 6 times. [24 sts]

Round 5 In back loops only, 1sc in each st around. [24 sts]

Rounds 6-7 1sc in each st around. [24 sts]

Round 8 (2sc, sc2tog) 6 times. [18 sts]

Round 9 (4sc, sc2tog) 3 times. [15 sts]

Stuff leg, change to Scheepjes Sweetheart Soft Brush 532 and a 4.5mm hook.

Round 10 In back loops only, (3sc, sc2tog) 3 times. [12 sts]

Rounds 11-23 1sc in each st around. [12 sts]

Round 24 (1sc, 2sc) 6 times. [18 sts]

Round 25 1sc in each st around. [18 sts]

Round 26 (2sc, 2sc in next st) 6 times. [24 sts]

Round 27 (3sc, 2sc in next st) 6 times. [30 sts]

Rounds 28-30 1sc in each st around. [30 sts]

Stuff leg.

Round 31 (3sc, sc2tog) 6 times. [24 sts]

Round 32 (2sc, sc2tog) 6 times. [18 sts]

Round 33 (1sc, sc2tog) 6 times. [12 sts]

Round 34 (1sc, sc2tog) 4 times. [8 sts]

Stuff leg slightly. Close round with ss, cut yarn, leaving a long tail. Close last 8 sts of the leg with a tapestry needle, use front loops only, pull slightly (to avoid breaking the thread) to close. Weave in ends.

Use pins to attach the legs to both sides of the body on Rounds 6 to 12 and sew hind legs (Rounds 25-34) in place. Weave in all ends.

Take a strand of Scheepjes Stone Washed XL Lilac Quartz 858 and on Rounds 7 and 8 sew a hoof on each leg with just 3 sts, pulling slightly.

Tail

With Scheepjes Sweetheart Soft Brush 532 and a 4.5mm hook, make a MR.

Round 1 6sc in MR. [6 sts]

Round 2 (2sc, 2sc in next st) 2 times. [8 sts]

Round 3 (3sc, 2sc in next st) 2 times. [10 sts]

Round 4 (4sc, 2sc in next st) 2 times. [12 sts]

Round 5 (5sc, 2sc in next st) 2 times. [14 sts]

Round 6 (6sc, 2sc in next st) 2 times. [16 sts]

Round 7 (7sc, 2sc in next st) 2 times. [18 sts]

Round 8 (2sc, 2sc in next st) 6 times. [24 sts]

Round 9 (2sc, sc2tog) 6 times. [18 sts]

Don't stuff tail.

Round 10 Fold top of the tail together and close with 8sc, ss, cut yarn, leaving a long tail.

Use pins to attach the tail to the body. Round 1 of the tail points up to Rounds 7-10 of the body.

Sew last 3 rounds of the tail in place. Weave in all ends.



Scheepjes®

INSPIRATION IN EVERY BALL OF YARN



€1.00 or FREE
with Scheepjes Yarn!



2x Scheepjes Sweetheart Soft Brush 532
1x Stone Washed XL 858 Lilac Quartz

2x Scheepjes Sweetheart Soft Brush 529
1x Stone Washed XL 844 Boulder Opal

2x Scheepjes Sweetheart Soft Brush 532
1x Stone Washed XL 851 Deep Amethyst